


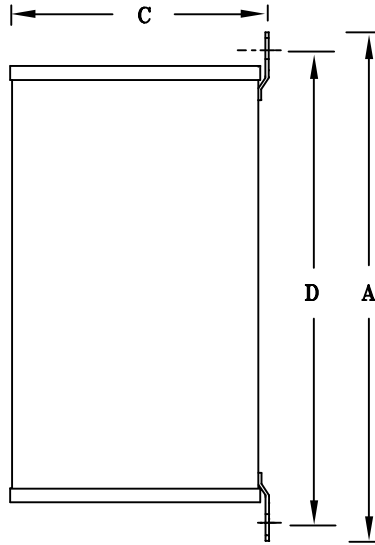
TYPICAL WIRING DIAGRAM

NOTES:

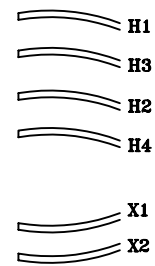
1. ALL UNITS ARE DESIGNED IN ACCORDANCE WITH INDUSTRY STANDARDS.
2. TRANSFORMERS ARE DRY-TYPE, CLASS AA, ENCAPSULATED NEMA 1 ENCLOSED FOR INDOOR USE.
3. TRANSFORMERS ARE WALL / MACHINE MOUNTABLE VIA THE ATTACHED BRACKETS.
4. TRANSFORMERS ARE CONSTRUCTED BASED UPON A 40°C AMBIENT ENVIRONMENT.
5. MAINTAIN 1" CLEARANCE FROM ALL LIVE PARTS.
6. PAINT COLOR IS ANSI #49.



FRONT VIEW



SIDE VIEW



TERMINAL VIEW

APPROXIMATE DIMENSIONS (INCHES)

| VA | A | B | C | D | E | F | G | H | J | K | L | BOX | lbs. | WEATHER SHIELD | TERMINAL TYPE |
|-----|------|------|------|------|------|------|------|------|------|------|------|--------|------|----------------|---------------|
| 150 | 9.25 | 4.25 | 5.00 | 8.50 | 2.00 | ---- | ---- | ---- | ---- | ---- | ---- | PT-250 | 14 | N/A | LEADS |

* ELECTROSTATIC SHIELD GROUNDED TO TRANSFORMER CASE AT FACTORY (IF APPLICABLE)

DRAWINGS
 APPROVAL
 RECORD
 OTHER

| | | | | | |
|------------------------|--|-----------|-----------|---|-------------|
| PRIMARY VOLTAGE | 240 x 480 | CUST. | XXXXXXXX | | |
| SECONDARY VOLTAGE | 24 | JOB | | | |
| TEMPERATURE RISE IN °C | 115 | CATALOG | | | |
| WINDINGS & TERMINALS | <input type="checkbox"/> ALUMINUM <input checked="" type="checkbox"/> COPPER | NOTE | XXXXXXXX | | |
| FREQUENCY HERTZ | 50/60 | BY | ENG. LOG. | TITLE 1-PHASE, 600 VOLT CLASS CONTROL DRY TYPE TRANSFORMER | |
| PRIMARY TAPS | NONE | DATE | | | |
| POWERTRAN | REV | MFG. LOG. | DWG. NO. | | EM150PU7JKF |
| | DATE: | DWG. FILE | | | |