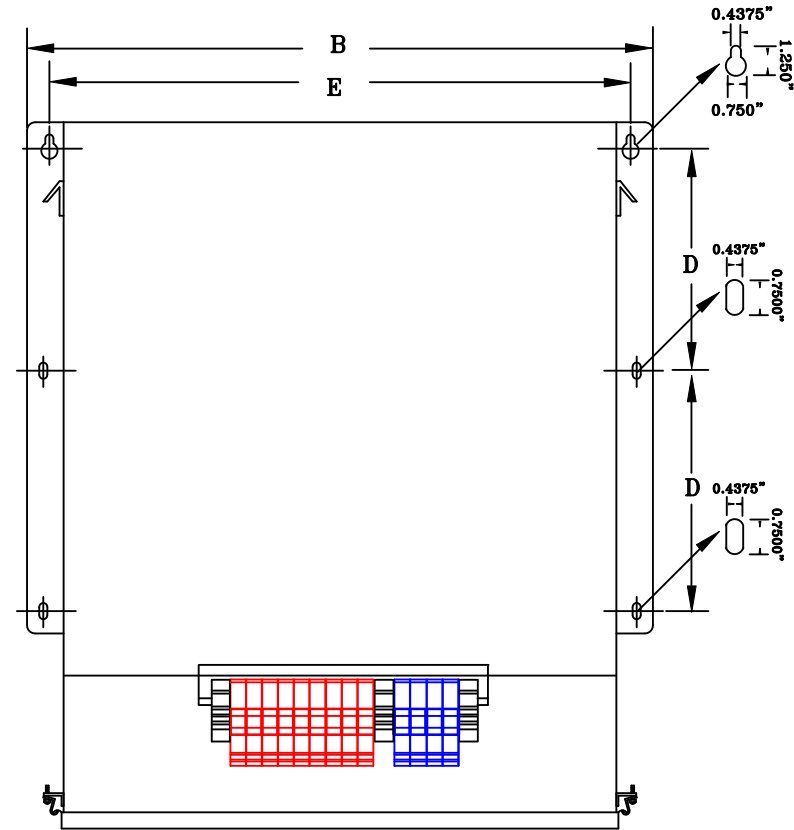


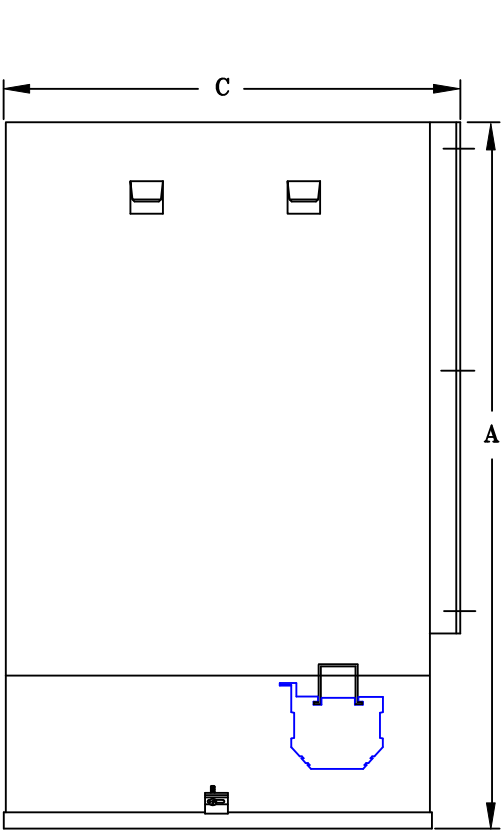
TYPICAL WIRING DIAGRAM

NOTES:


1. ALL UNITS ARE cUL LISTED & DESIGNED ACCORDANCE WITH INDUSTRY STANDARDS.
2. TRANSFORMERS ARE DRY-TYPE, CLASS AA, ENCAPSULATED IP-52 ENCLOSED FOR INDOOR / DUSTPROOF USE.
3. TRANSFORMERS ARE WALL / MACHINE MOUNTABLE VIA THE ATTACHED BRACKETS.
4. TRANSFORMERS ARE CONSTRUCTED BASED UPON A 40°C AMBIENT ENVIRONMENT.
5. MAINTAIN 1" CLEARANCE FROM ALL LIVE PARTS.
6. PAINT COLOR IS RAL# 7042.



FRONT VIEW



SIDE VIEW



TERMINAL VIEW

APPROXIMATE DIMENSIONS (INCHES)

KVA	A	B	C	D	E	F	HARDWARE	MTG SLOTS	ENCLOSURE	lbs.	WEATHER SHIELD	TERMINAL TYPE
25.0*	25.25	17.63	12.25	8.50	16.38	----	3/8-16	0.437" x 0.750"	LN3	425	N/A	TBs

* ELECTROSTATIC SHIELD GROUNDED TO TRANSFORMER CASE AT FACTORY (IF APPLICABLE)

DRAWINGS
☒ APPROVAL
☐ RECORD
☐ OTHER

PRIMARY VOLTAGE	190-200-208-220-240 x 380-400-415-440-480	CUST.	XXXXXXXX
SECONDARY VOLTAGE	120 x 240	JOB	
TEMPERATURE RISE IN °C	115	CATALOG	
WINDINGS & TERMINALS	<input type="checkbox"/> ALUMINUM <input checked="" type="checkbox"/> COPPER	NOTE	ELECTROSTATICALLY SHIELDED, CE MARKED
FREQUENCY IN HERTZ	50/60	BY	ENG. LOG.
PRIMARY TAPS	NONE	DATE	
		REV	MFG. LOG.
		DATE:	DWG. FILE
			DWG. NO.
			PCE-1-25K-050-IP52

POWERTRAN