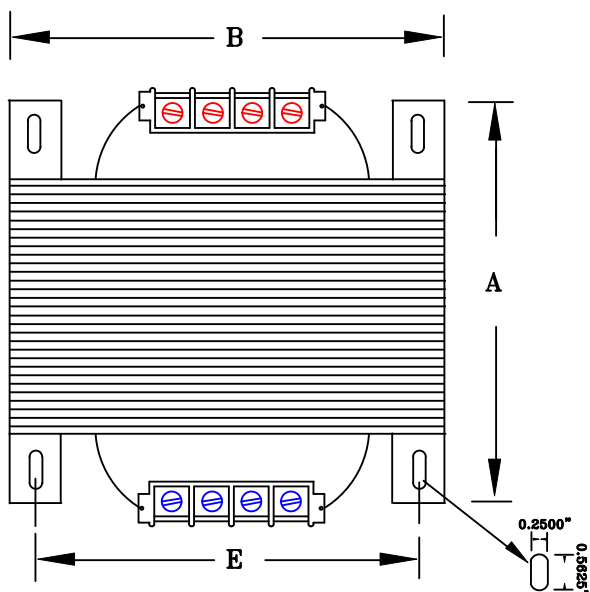


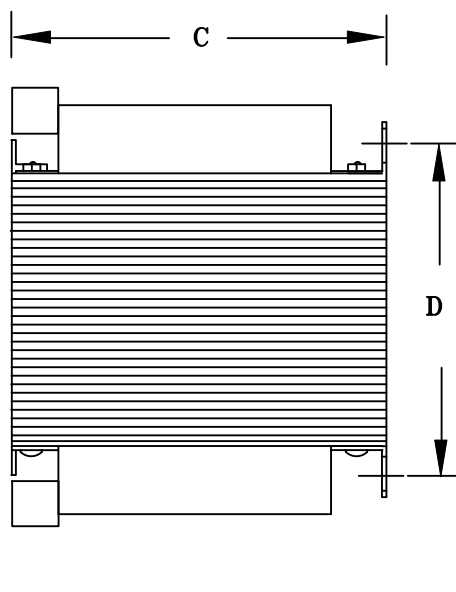
TYPICAL WIRING DIAGRAM

## NOTES:

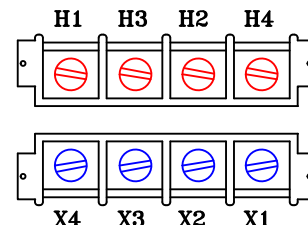
1. ALL UNITS ARE cUL LISTED & DESIGNED ACCORDANCE WITH INDUSTRY STANDARDS.
2. TRANSFORMERS ARE DRY-TYPE, CLASS AA, VENTILATED, OPEN-STYLE ASSEMBLY FOR INDOOR/CONTROL PANEL USE.
3. TRANSFORMER ARE BASE MOUNTED.
4. TRANSFORMERS ARE CONSTRUCTED BASED UPON A 40°C AMBIENT ENVIRONMENT.
5. MAINTAIN 1" CLEARANCE FROM ALL LIVE PARTS.



FRONT VIEW



SIDE VIEW



TERMINAL VIEW

## APPROXIMATE DIMENSIONS ( INCHES )

KVA	A	B	C	D	E	2-POLE PRIMARY FUSE BLOCK	PRIMARY COVER	SECONDARY COVER	HARDWARE	(4) MTG SLOTS	STEEL	STACK	WEIGHT
0.500	7.25	5.25	4.50	2.63	3.12	2PFB	INCLUDED	INCLUDED	1/4-20	0.250" x 0.562"	EI-175	4.25	25

\* IF YOU PURCHASE THE PRIMARY FUSE BLOCK, IT WILL ADD 2.25" TO THE "C" DIMENSION

\*\* IF YOU UTILIZE THE SECONDARY FUSE CLIPS, THEY WILL ADD 0.50" TO THE "C" DIMENSION

DRAWINGS  
☒ APPROVAL  
☐ RECORD  
☐ OTHER

PRIMARY VOLTAGE	208-240-277-480	CUST.	XXXXXXXX
SECONDARY VOLTAGE	120	JOB	
TEMPERATURE RISE IN °C	55	CATALOG	
WINDINGS & TERMINALS	<input type="checkbox"/> ALUMINUM <input checked="" type="checkbox"/> COPPER	NOTE	XXXXXXXX
FREQUENCY HERTZ	50/60	BY	ENG. LOG.
PRIMARY TAPS	NONE	DATE	TITLE
			1-PHASE, 600 VOLT CLASS CONTROL DRY TYPE TRANSFORMER
		REV	MFG. LOG.
		DATE:	DWG. FILE
			DWG. NO.
			A614MT500

POWERTRAN