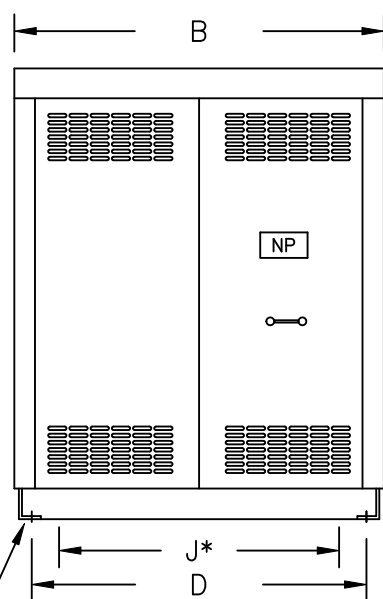


TYPICAL WIRING DIAGRAM

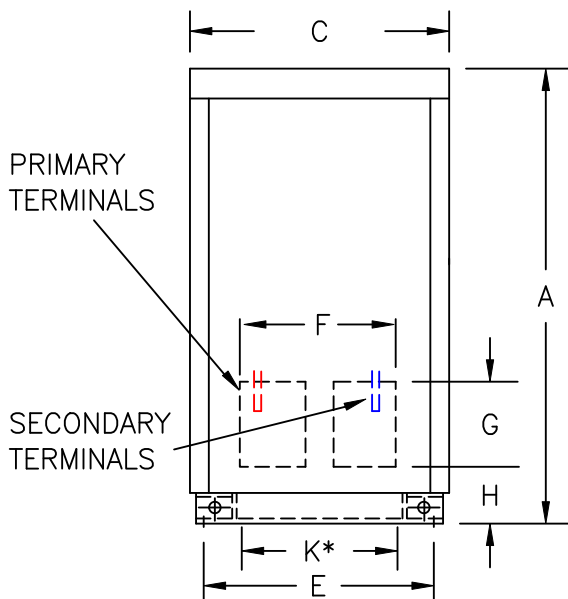
NOTES:

1. ALL UNITS ARE cUL LISTED & DESIGNED ACCORDANCE WITH INDUSTRY STANDARDS.
2. TRANSFORMERS ARE DRY-TYPE, CLASS AA, VENTILATED NEMA 1 ENCLOSED FOR INDOOR USE.
3. TRANSFORMERS ARE FLOOR MOUNTED.
4. TRANSFORMERS ARE CONSTRUCTED BASED UPON A 40°C AMBIENT ENVIRONMENT.
5. MAINTAIN 1" CLEARANCE FROM ALL LIVE PARTS.
6. PAINT COLOR IS ANSI #61.



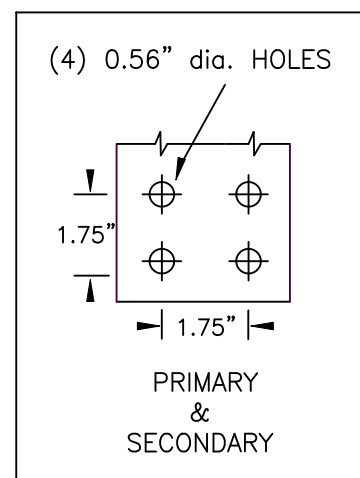
(4) 5/8" MOUNTING HOLES

FRONT VIEW



*BOTTOM ENTRANCE AREA

SIDE VIEW



TERMINAL DETAILS

APPROXIMATE DIMENSIONS (INCHES)

| KVA | A | B | C | D | E | F | G | H | J | K | ENCLOSURE | lbs. | WEATHER SHIELD | TERMINAL TYPE |
|-------|-------|-------|-------|-------|-------|-------|-------|------|-------|-------|--------------|------|----------------|---------------|
| 660.0 | 72.00 | 53.38 | 44.38 | 49.00 | 42.00 | 12.63 | 16.00 | 4.25 | 37.00 | 37.00 | 3PT-550K-DIT | 3100 | N/A | BUSBAR |

* ELECTROSTATIC SHIELD GROUNDED TO TRANSFORMER CASE AT FACTORY (IF APPLICABLE)

DRAWINGS
☒ APPROVAL
☐ RECORD
☐ OTHER

| | | | |
|------------------------|--|----------|--|
| PRIMARY VOLTAGE | 480 DELTA | CUST. | XXXXXXXXXX |
| SECONDARY VOLTAGE | 400Y/231 | JOB | |
| TEMPERATURE RISE IN °C | 150 | CATALOG | |
| WINDINGS & TERMINALS | <input checked="" type="checkbox"/> ALUMINUM <input type="checkbox"/> COPPER | NOTE | XXXXXXX |
| FREQUENCY IN HERTZ | 60 | BY | ENG. LOG. |
| PRIMARY TAPS | 456, 504 | DATE | TITLE |
| | | REV | MFG. LOG. |
| | | DATE: | DWG. FILE |
| | | DWG. NO. | 3-PHASE, 600 VOLT CLASS DRIVE ISOLATION DRY TYPE TRANSFORMER |
| | | | 3PTN657-660K-DIT |

POWERTRAN