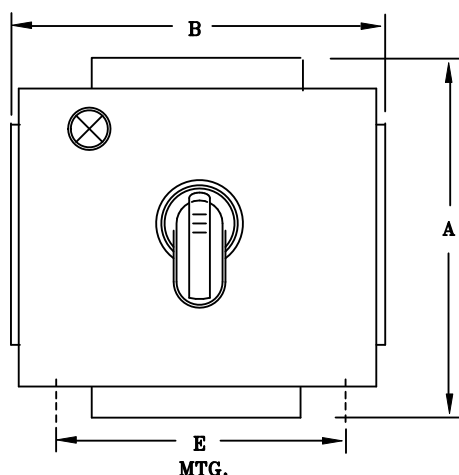


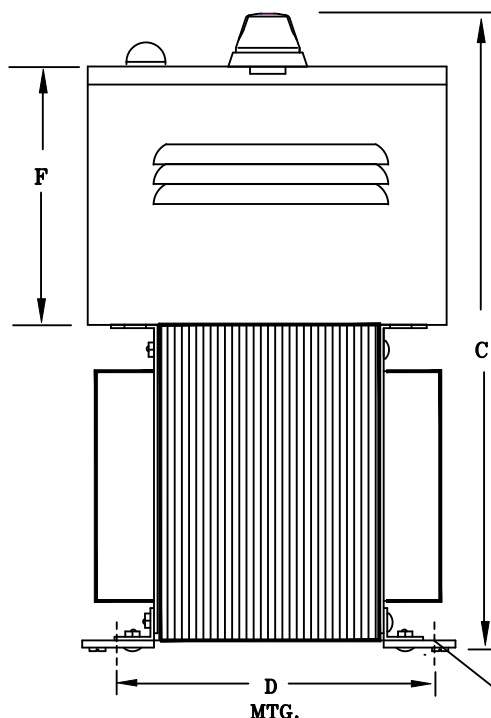
TYPICAL WIRING DIAGRAM

## NOTES:

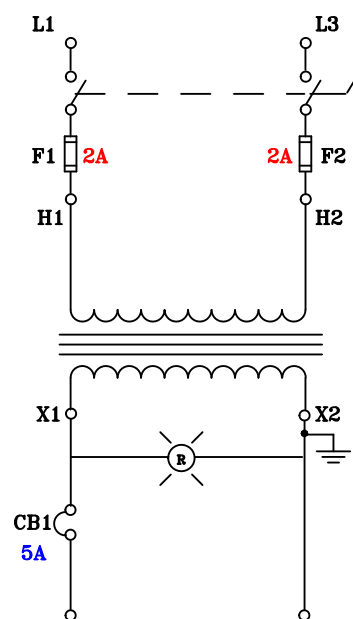
1. ALL UNITS ARE cUL LISTED & DESIGNED ACCORDANCE WITH INDUSTRY STANDARDS.
2. TRANSFORMERS ARE DRY-TYPE, CLASS AA, MOUNTED BENEATH NEMA 1 ENCLOSURE FOR INDOOR / CONTROL-PANEL USE.
3. DISCONNECT HAS BOTTOM BRACKET SYSTEM FOR BASE MOUNTING.
4. TRANSFORMERS ARE CONSTRUCTED BASED UPON A 40°C AMBIENT ENVIRONMENT.
5. MAINTAIN 1" CLEARANCE FROM ALL LIVE PARTS.
6. PAINT COLOR IS RAL# 7042.



FRONT VIEW



SIDE VIEW



CIRCUIT VIEW

## APPROXIMATE DIMENSIONS ( INCHES )

KVA	A	B	C	D	E	F	HARDWARE	MTG SLOTS	ENCLOSURE	STEEL	STACK	WEIGHT	TERMINAL
0.500	8.00	11.50	13.25	3.63	4.38	6.50	1/4-20	0.250" x 0.562"	MLD-PT	EI-175	2.50	30	TBs

\* ELECTROSTATIC SHIELD GROUNDED TO TRANSFORMER CASE AT FACTORY ( IF APPLICABLE )

DRAWINGS  
☒ APPROVAL  
☐ RECORD  
☐ OTHER

PRIMARY VOLTAGE	480	CUST.	XXXXXXXX
SECONDARY VOLTAGE	120	JOB	
TEMPERATURE RISE IN °C	115	PRIMARY:	200KA SCCR FUSIBLE DISCONNECT SWITCH
WINDINGS & TERMINALS	<input type="checkbox"/> ALUMINUM <input checked="" type="checkbox"/> COPPER	SECONDARY:	RED POWER-ON LIGHT
FREQUENCY HERTZ	60	BY	ENG. LOG.
PRIMARY TAPS	NONE	DATE	
REV		MFG. LOG.	DWG. NO.
DATE:		DWG. FILE	

POWERTRAN

MLD-500-NR-A