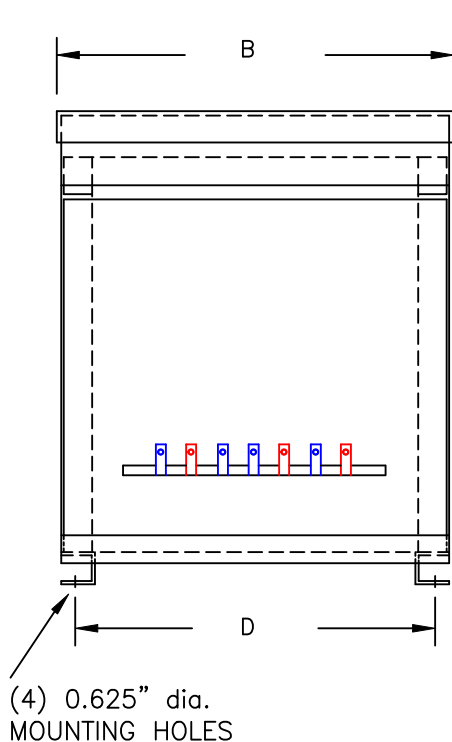


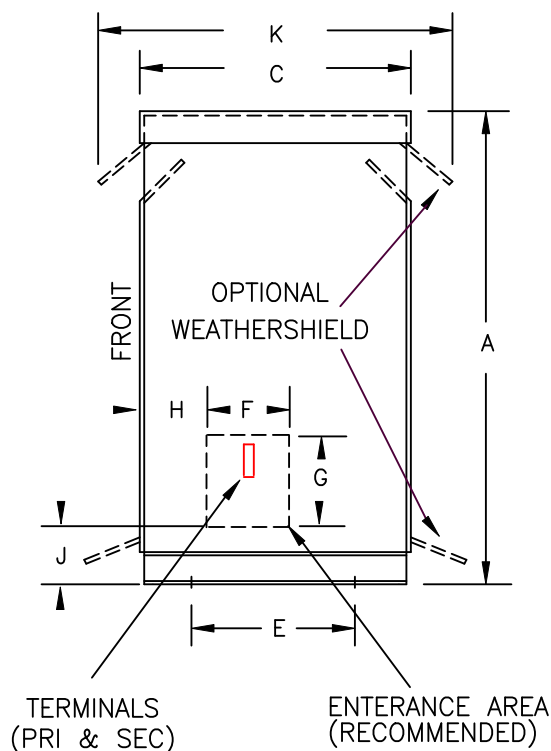
TYPICAL WIRING DIAGRAM

NOTES:

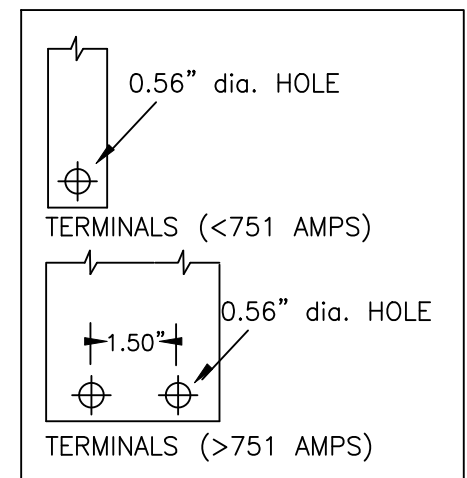
1. ALL UNITS ARE cUL LISTED AND DESIGNED ACCORDANCE WITH INDUSTRY STANDARDS.
2. TRANSFORMERS ARE DRY-TYPE, CLASS AA, VENTILATED NEMA 2 ENCLOSED FOR INDOOR USE.
3. TRANSFORMERS ARE FLOOR MOUNTED.
4. AVAILABLE ACCESSORIES FOR THIS UNIT:
A) OUTDOOR WEATHERSHIELD KIT
5. TRANSFORMERS ARE CONSTRUCTED BASED UPON A 40°C AMBIENT ENVIRONMENT.
6. MAINTAIN 1" CLEARANCE FROM ALL LIVE PARTS.
7. PAINT COLOR IS ANSI #61.



FRONT VIEW



SIDE VIEW



TERMINAL DETAILS

APPROXIMATE DIMENSIONS (INCHES)

KVA	A	B	C	D	E	F	G	H	J	K	ENCLOSURE	WEIGHT	WEATHER SHIELD	TERMINAL TYPE
300.0	63.00	46.50	30.88	43.25	25.00	8.00	10.00	6.00	6.75	36.38	3PT-300K	2350	WS-14	BUSBAR

* ELECTROSTATIC SHIELD GROUNDED TO TRANSFORMER CASE AT FACTORY (IF APPLICABLE)

DRAWINGS
☒ APPROVAL
☐ RECORD
☐ OTHER

PRIMARY VOLTAGE	480 DELTA	CUST.	XXXXXXXXXX
SECONDARY VOLTAGE	575Y/332	JOB	
TEMPERATURE RISE IN °C	150	CATALOG	
WINDINGS & TERMINALS	<input checked="" type="checkbox"/> ALUMINUM <input type="checkbox"/> COPPER	NOTE	XXXXXXX
FREQUENCY IN HERTZ	60	BY	ENG. LOG.
PRIMARY TAPS	432, 444, 456, 468, 492, 504	DATE	
		REV	MFG. LOG.
		DATE:	DWG. FILE
		TITLE	3-PHASE, 600 VOLT CLASS ISOLATION DRY TYPE TRANSFORMER
		DWG. NO.	3PTN807-300K-E2

POWERTRAN